



10 dBi Gain, 2.6-3.95 GHz, WR284 Standard Gain Horn with N Female Port

Rev 1

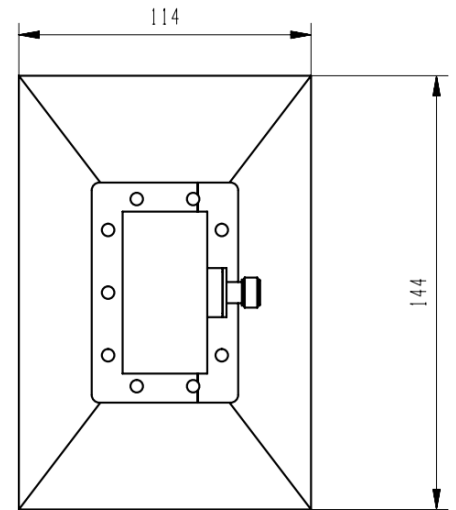
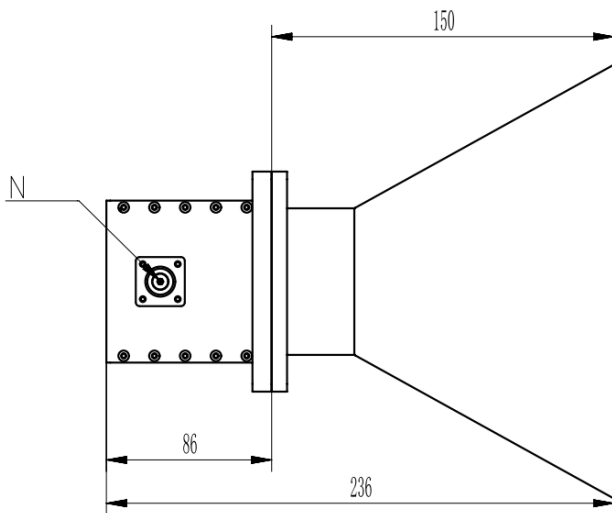
Electrical

Frequency Range	2.6-3.95 GHz
Norminal Gain	10 dBi
Polarization	Linear
VSWR	1.4 max
3dB Beamwidth	H-Plane: 35.0~55.5 deg, E-Plane: 34.6~56.6 deg
Operating Temperature	-40°C~+70°C

Mechanical

Waveguide Size	WR284
Flange Type	UDR32 Rectangular Cover Flange
Body Material and Finish	Aluminum, Painted
RF Connector	N Female
Net Weight	Approx 1kg

Dimensions(mm)

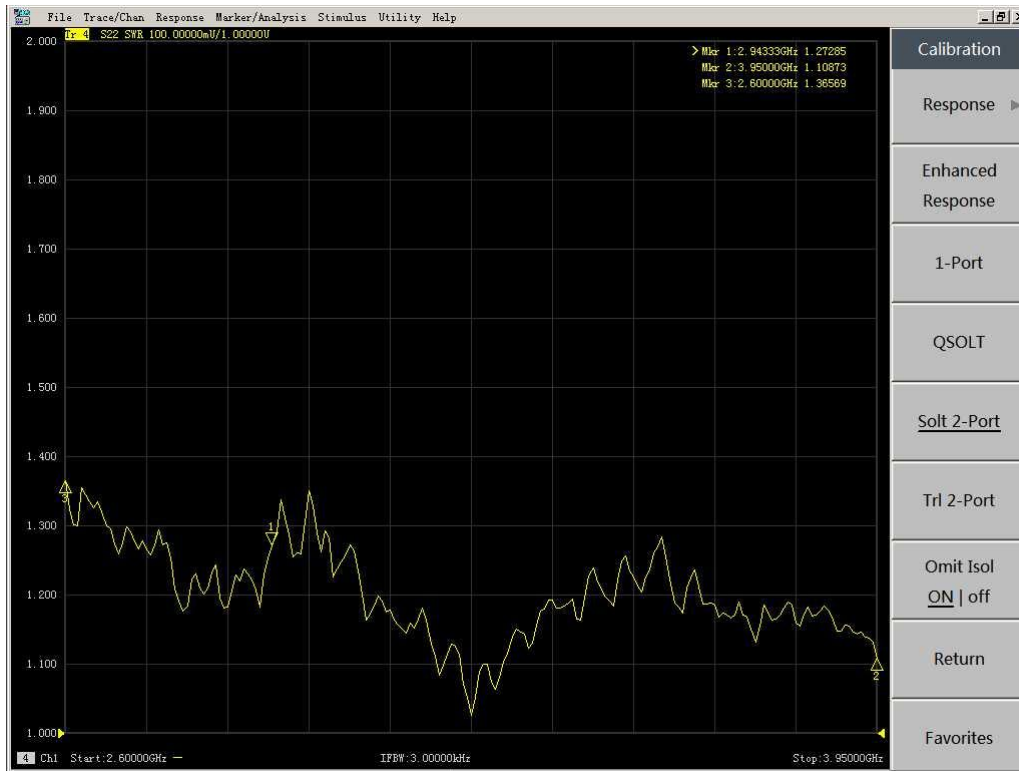




10 dBi Gain, 2.6-3.95 GHz, WR284 Standard Gain Horn with N Female Port

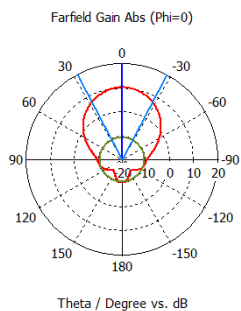
Rev 1

Typical VSWR



Simulated Antenna Patterns

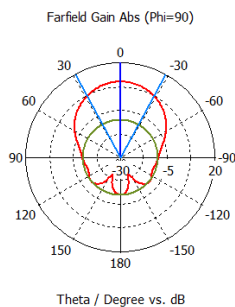
2.4GHz H-Plane



farfield (f=2.4) [1]

Frequency = 2.4
Main lobe magnitude = 10.2 dB
Main lobe direction = 0.0 deg.
Angular width (3 dB) = 55.5 deg.
Side lobe level = -20.5 dB

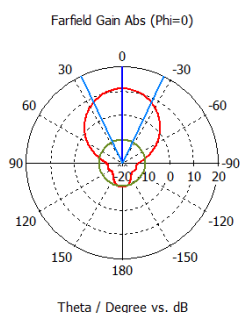
E-Plane



farfield (f=2.4) [1]

Frequency = 2.4
Main lobe magnitude = 10.2 dB
Main lobe direction = 0.0 deg.
Angular width (3 dB) = 56.6 deg.
Side lobe level = -20.3 dB

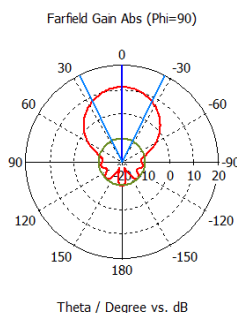
2.7GHz H-Plane



farfield (f=2.7) [1]

Frequency = 2.7
Main lobe magnitude = 11.1 dB
Main lobe direction = 0.0 deg.
Angular width (3 dB) = 50.6 deg.
Side lobe level = -21.0 dB

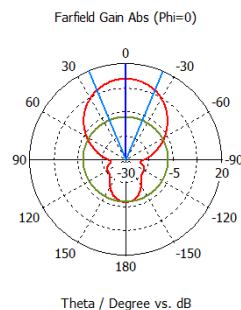
E-Plane



farfield (f=2.7) [1]

Frequency = 2.7
Main lobe magnitude = 11.1 dB
Main lobe direction = 0.0 deg.
Angular width (3 dB) = 51.9 deg.
Side lobe level = -21.0 dB

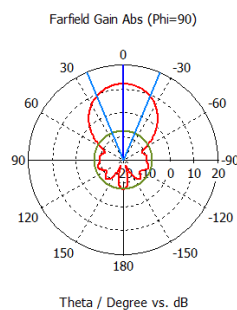
3.0GHz H-Plane



farfield (f=3) [1]

Frequency = 3
Main lobe magnitude = 12.2 dB
Main lobe direction = 0.0 deg.
Angular width (3 dB) = 45.1 deg.
Side lobe level = -20.0 dB

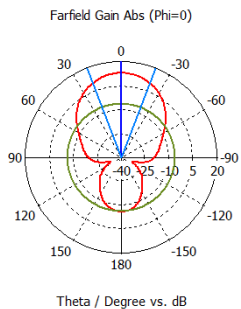
E-Plane



farfield (f=3) [1]

Frequency = 3
Main lobe magnitude = 12.2 dB
Main lobe direction = 0.0 deg.
Angular width (3 dB) = 45.4 deg.
Side lobe level = -20.0 dB

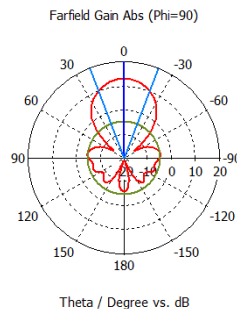
3.3GHz H-Plane



farfield (f=3.3) [1]

Frequency = 3.3
Main lobe magnitude = 13.0 dB
Main lobe direction = 0.0 deg.
Angular width (3 dB) = 41.6 deg.
Side lobe level = -19.1 dB

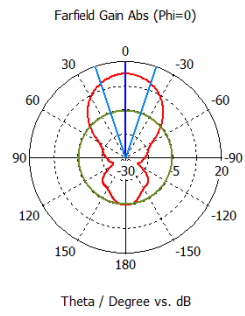
E-Plane



farfield (f=3.3) [1]

Frequency = 3.3
Main lobe magnitude = 13.0 dB
Main lobe direction = 0.0 deg.
Angular width (3 dB) = 41.5 deg.
Side lobe level = -17.8 dB

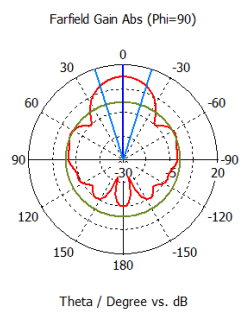
3.7GHz H-Plane



farfield (f=3.7) [1]

Frequency = 3.7
 Main lobe magnitude = 13.8 dB
 Main lobe direction = 0.0 deg.
 Angular width (3 dB) = 37.8 deg.
 Side lobe level = -19.0 dB

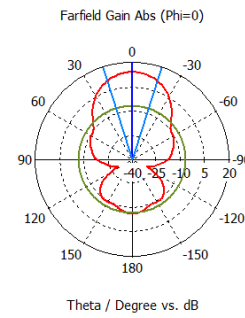
E-Plane



farfield (f=3.7) [1]

Frequency = 3.7
 Main lobe magnitude = 13.8 dB
 Main lobe direction = 0.0 deg.
 Angular width (3 dB) = 34.7 deg.
 Side lobe level = -13.0 dB

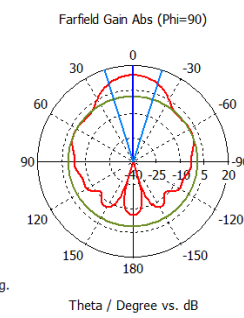
3.95GHz H-Plane



farfield (f=3.95) [1]

Frequency = 3.95
 Main lobe magnitude = 14.2 dB
 Main lobe direction = 0.0 deg.
 Angular width (3 dB) = 35.0 deg.
 Side lobe level = -20.6 dB

E-Plane



farfield (f=3.95) [1]

Frequency = 3.95
 Main lobe magnitude = 14.2 dB
 Main lobe direction = 0.0 deg.
 Angular width (3 dB) = 34.6 deg.
 Side lobe level = -13.1 dB

Gain

