



## Power Divider

## PDM-00508-S8

8 Way, 0.5-8 GHz, SMA, 20 Watts

Rev 2

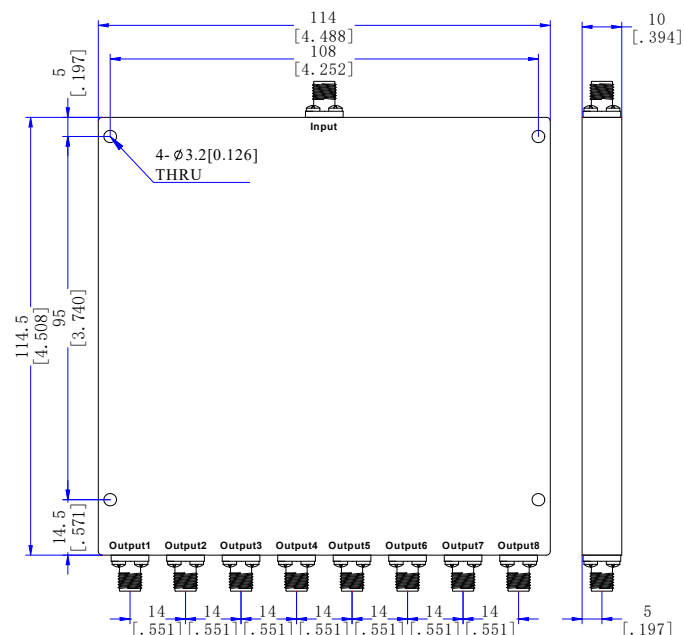
### Electrical & Environmental

Impedance	50 ohm
Number of Output Ports	8 Way
Frequency Range	0.5-8 GHz
Insertion Loss	≤ 3.0dB (Excluding theoretical loss 9.0dB)
Input VSWR	1.5 max
Output VSWR	1.4 max
Isolation	18dB min
Amplitude Balance	≤ ±0.4dB
Phase Balance	≤ ±5°
Average Power Rating	20 Watts (As Divider), 1 Watts (As Combiner)
Operating Temperature	-45°C ~ +85°C

### Mechanical

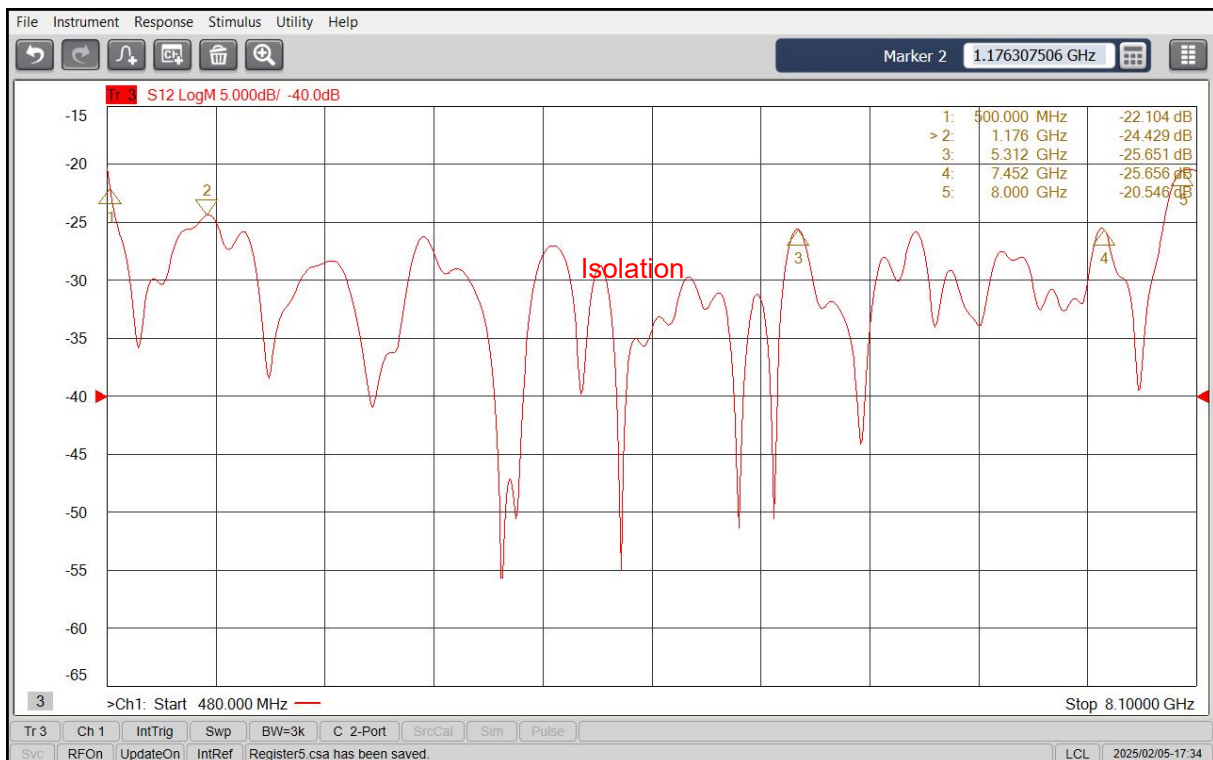
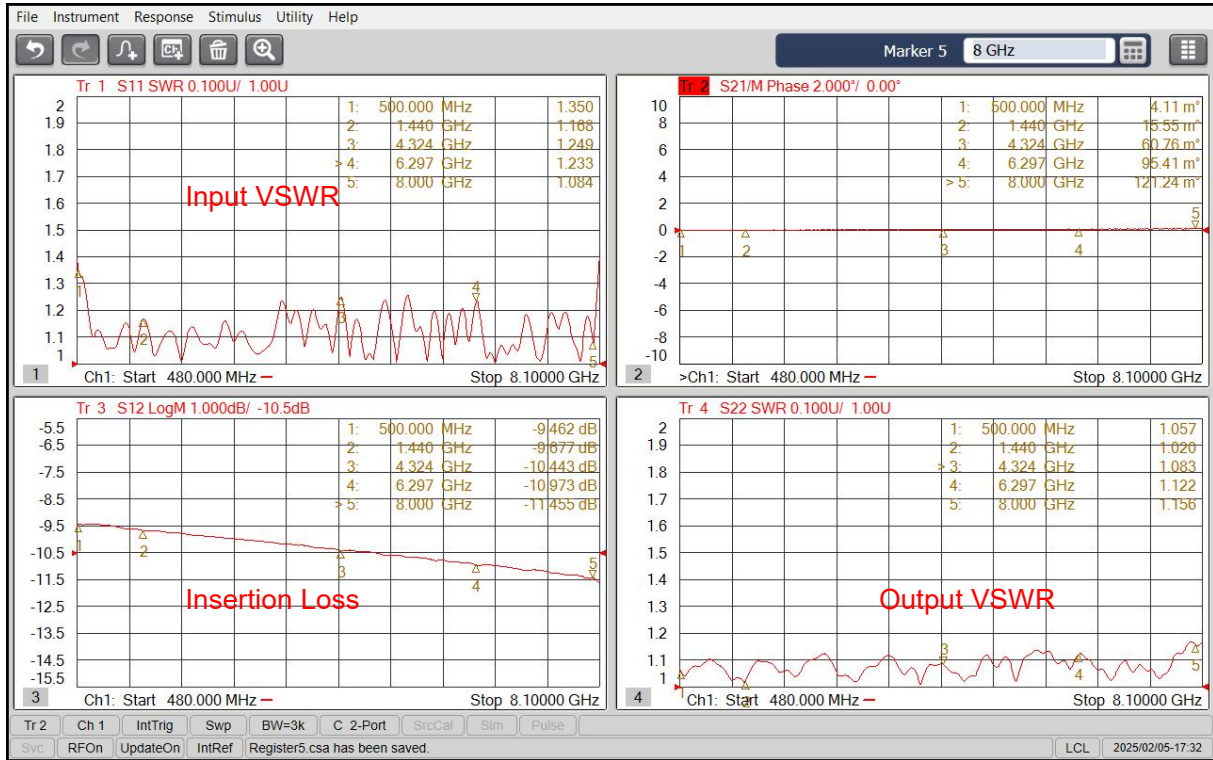
Input/Output Connectors	SMA Female
Housing Finishing	Painted Aluminum
Outline Dimensions	114.5*114*10 (mm)
Weight	Approx 320g

**Dimensions**(Unit: mm/[inch], Tolerance: ±0.3mm)





### Typical Test Data





## Power Divider

8 Way, 0.5-8 GHz, SMA, 20 Watts

**PDM-00508-S8**



Rev 2