



**WRD840 to N Female Waveguide to Coaxial Adapter
Rectangular Cover Flange, Right Angle**

Rev 5

Electrical

Frequency Range	0.8-2 GHz
VSWR	1.3 max
Average Power	200 Watts

Configuration

Waveguide Size	WRD840
Flange	Rectangular Cover, FPWRD840
Coax Connector	N Female
Body Geometry	Right Angle

Mechanical & Environmental

Waveguide Body	Aluminum, conductive oxidation, anti-corrosive paint
Connector Body	Passivated stainless steel
Center Contact	Gold plated beryllium copper
Operating Temperature	-40°C to +85°C
Connector Interface	MIL-STD-348
RoHS	Compliant under exemptions 6 (b) or 6 (c)
Net Weight	Approx 6.5kg

Note

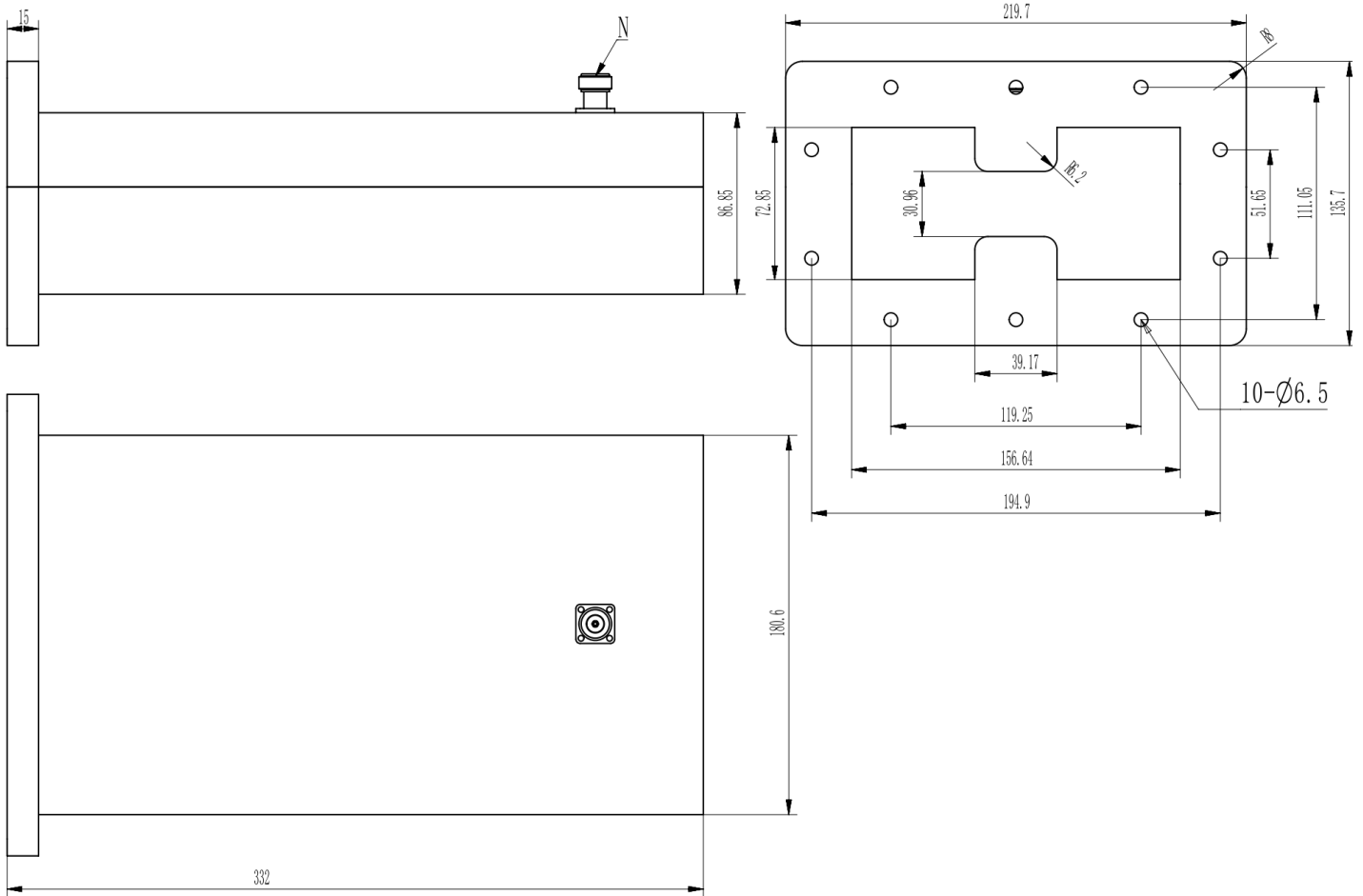
* Paint in grey or black by default, other colors available.



**WRD840 to N Female Waveguide to Coaxial Adapter
Rectangular Cover Flange, Right Angle**

Rev 5

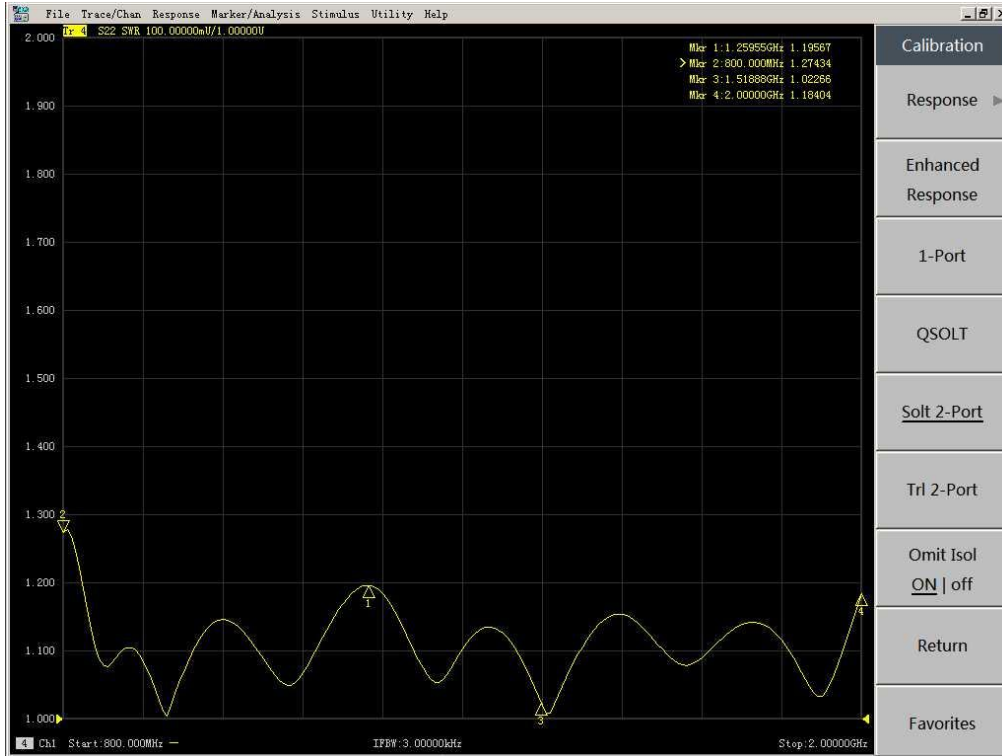
Dimensions(mm)



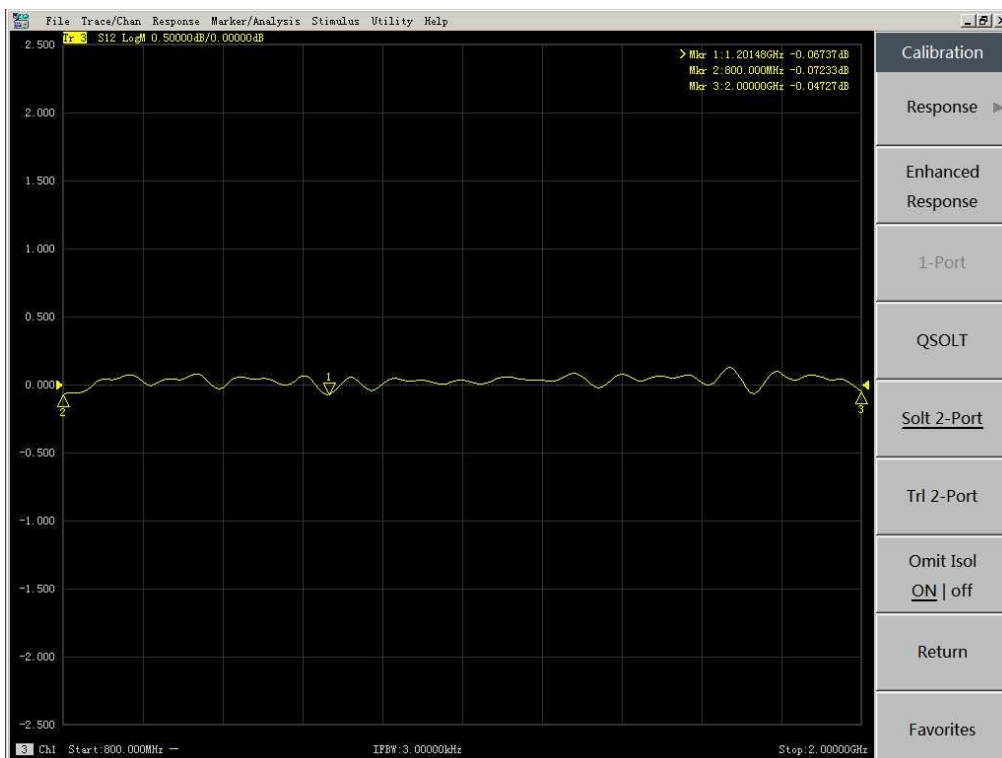


**WRD840 to N Female Waveguide to Coaxial Adapter
Rectangular Cover Flange, Right Angle**

Typical Test Data at 25°C



VSWR



Insertion Loss*

*In Insertion Loss (IL) testing, adapters are measured back-to-back. To obtain the loss of a single adapter, divide the measured value by two.