



**WRD350 to N Female Waveguide to Coaxial Adapter
Rectangular Cover Flange, Right Angle**

Rev 5

Electrical

Frequency Range	3.5-8.2 GHz
VSWR	1.3 max
Average Power	600 Watts

Configuration

Waveguide Size	WRD350
Flange	Rectangular Cover, FPWRD350
Coax Connector	N Female (Air dielectric)
Body Geometry	Right Angle

Mechanical & Environmental

Waveguide Body	Aluminum, conductive oxidation, anti-corrosive paint
Connector Body	Passivated stainless steel
Center Contact	Gold plated beryllium copper
Operating Temperature	-40°C to +85°C
Connector Interface	MIL-STD-348
RoHS	Compliant under exemptions 6 (b) or 6 (c)
Net Weight	Approx 280g

Note

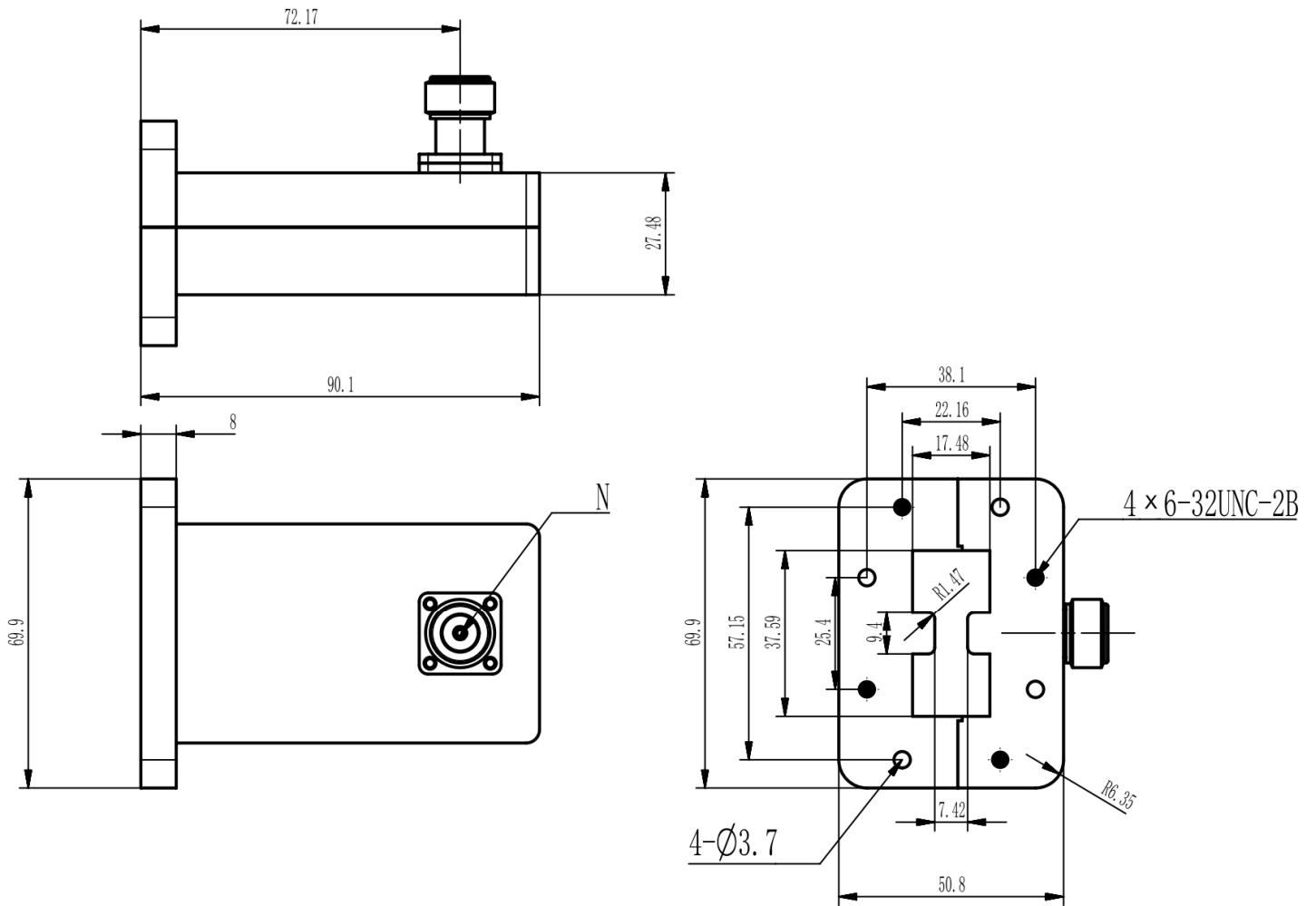
* Paint in grey or black by default, other colors available.

WRD350 to N Female Waveguide to Coaxial Adapter
Rectangular Cover Flange, Right Angle



Rev 5

Dimensions(mm)

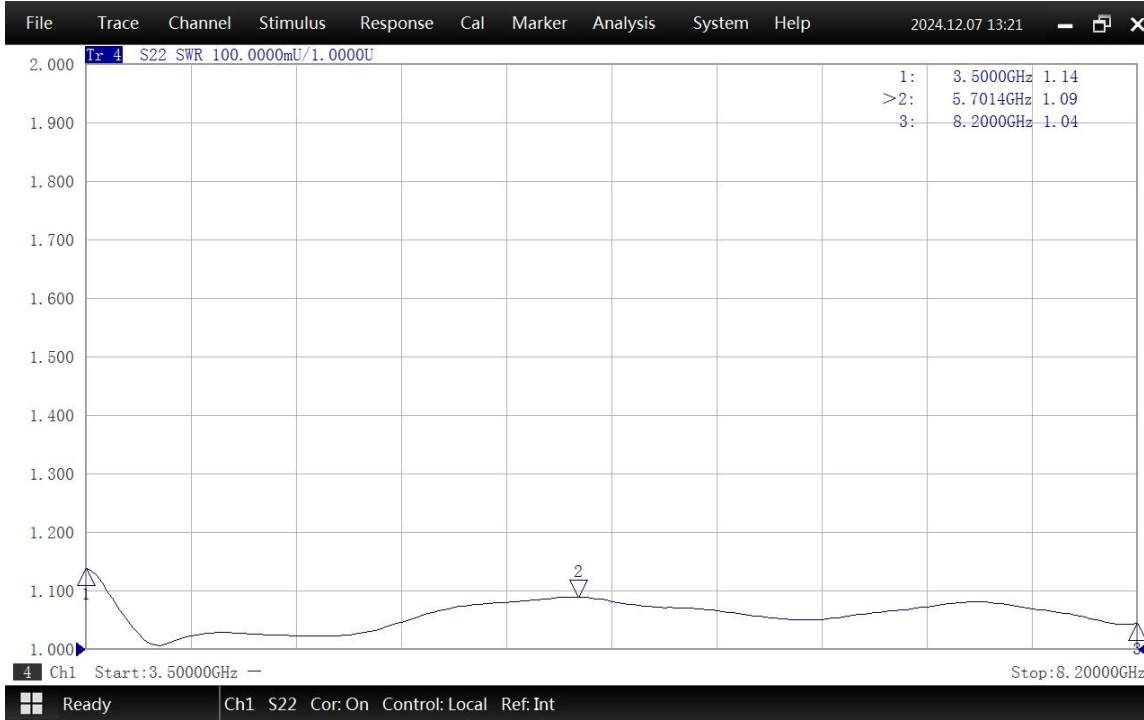




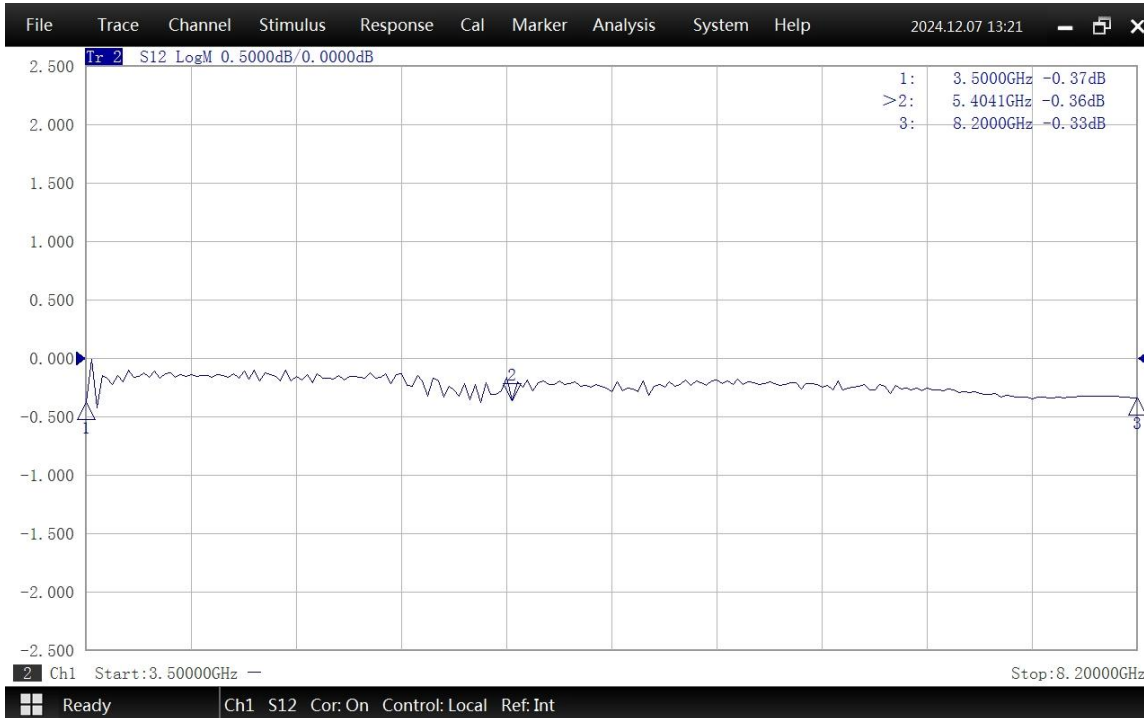
**WRD350 to N Female Waveguide to Coaxial Adapter
Rectangular Cover Flange, Right Angle**

Rev 5

Typical Test Data at 25°C



VSWR



Insertion Loss*

* In Insertion Loss (IL) testing, adapters are measured back-to-back. To obtain the loss of a single adapter, divide the measured value by two.