



**WRD180 to 2.4mm Female Waveguide to Coaxial Adapter  
Square Cover Flange, Right Angle**

Rev 5

**Electrical**

Frequency Range	18-40 GHz
VSWR	1.5 max
Average Power	10 Watts

**Configuration**

Waveguide Size	WRD180
Flange	Square Cover, FPWRD180
Coax Connector	2.4mm Female
Body Geometry	Right Angle

**Mechanical & Environmental**

Waveguide Body	Aluminum, conductive oxidation, anti-corrosive paint
Connector Body	Passivated stainless steel
Center Contact	Gold plated beryllium copper
Operating Temperature	-40°C to +85°C
Connector Interface	IEC-61169
RoHS	Compliant under exemptions 6 (b) or 6 (c)
Net Weight	Approx 20g

**Note**

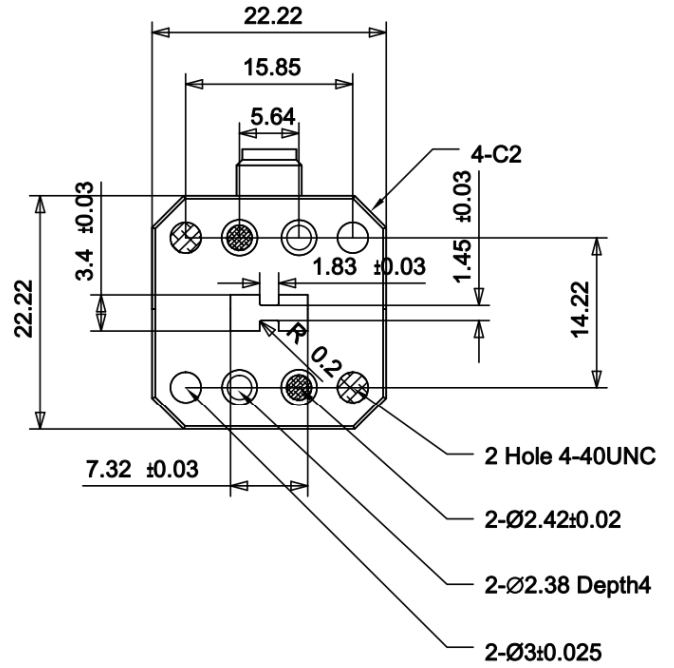
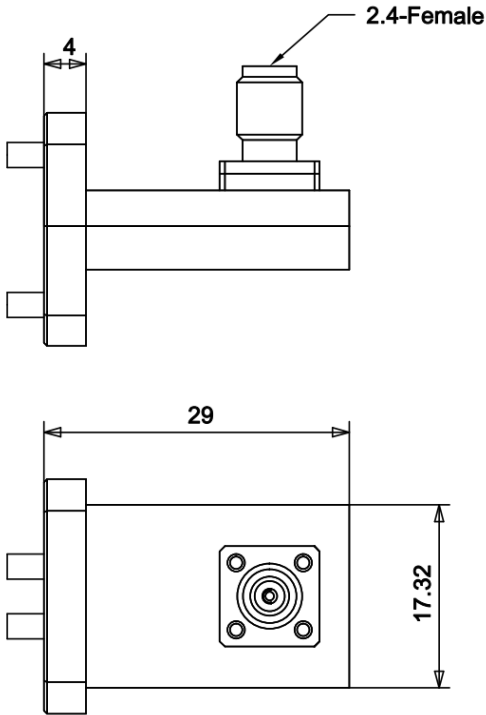
\* Paint in grey or black by default, other colors available.



**WRD180 to 2.4mm Female Waveguide to Coaxial Adapter  
Square Cover Flange, Right Angle**

Rev 5

**Dimensions(mm)**

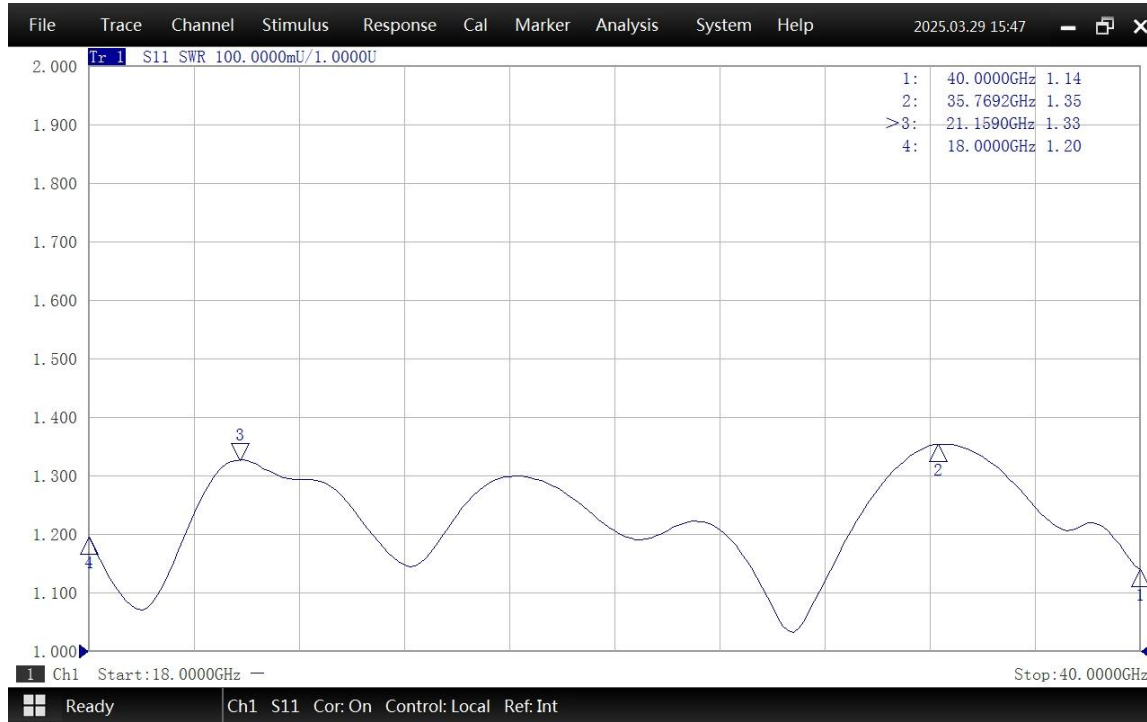




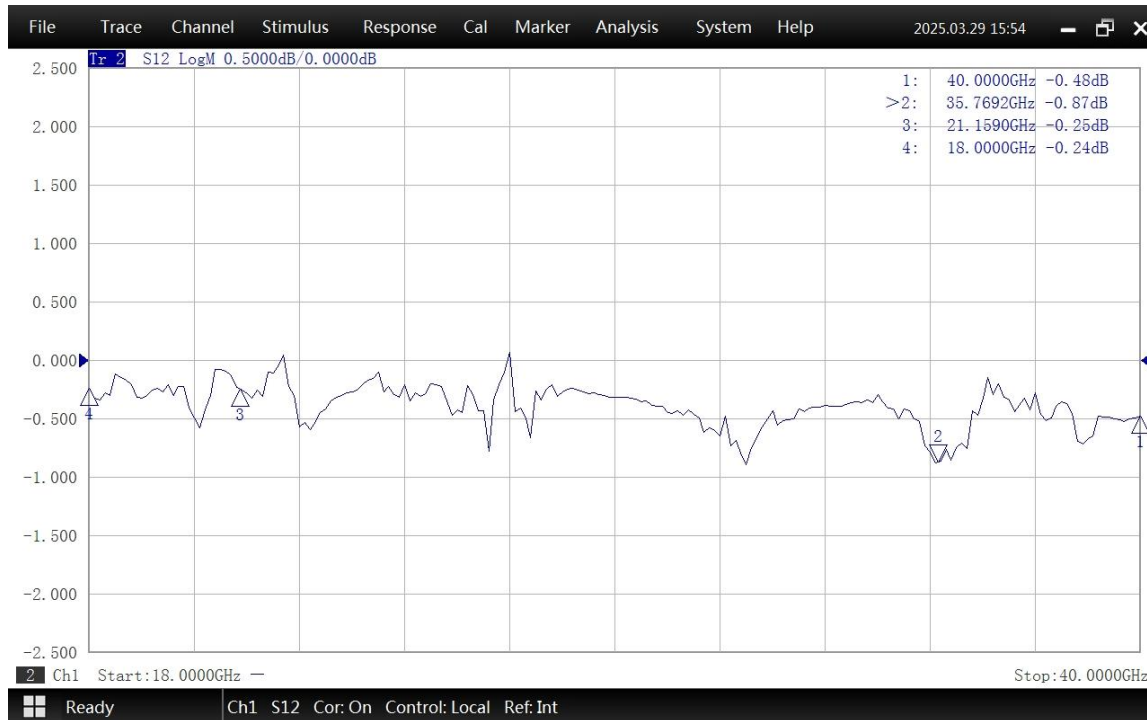
**WRD180 to 2.4mm Female Waveguide to Coaxial Adapter  
Square Cover Flange, Right Angle**

Rev 5

**Typical Test Data at 25°C**



VSWR



Insertion Loss\*

\* In Insertion Loss (IL) testing, adapters are measured back-to-back. To obtain the loss of a single adapter, divide the measured value by two.