


**WR75 to SMA Female Waveguide to Coaxial Adapter
UBR120 Flange, End Launch**

Rev 5

Electrical

| | |
|-----------------|-------------|
| Frequency Range | 9.84-15 GHz |
| VSWR | 1.2 max |

Configuration

| | | |
|----------------|---------------|--|
| Waveguide Size | IEC | R120 |
| | EIA | WR75 |
| Flange | IEC | UBR120 |
| | North America | Al alloy: MIL3922/70-025 Cu alloy: MIL3922/70-026 |
| Coax Connector | SMA Female | |
| Body Geometry | End Launch | |

Mechanical & Environmental

| | |
|-----------------------|--|
| Waveguide Body | Aluminum, conductive oxidation, anti-corrosive paint |
| Connector Body | Passivated stainless steel |
| Center Contact | Gold plated beryllium copper |
| Operating Temperature | -40°C to +85°C |
| Connector Interface | MIL-STD-348 |
| RoHS | Compliant under exemptions 6 (b) or 6 (c) |
| Net Weight | Approx 40g |

Note

* Flange size may not be 100% identical with the above listed standards, but are compatible. Refer to the next page for comparison table.

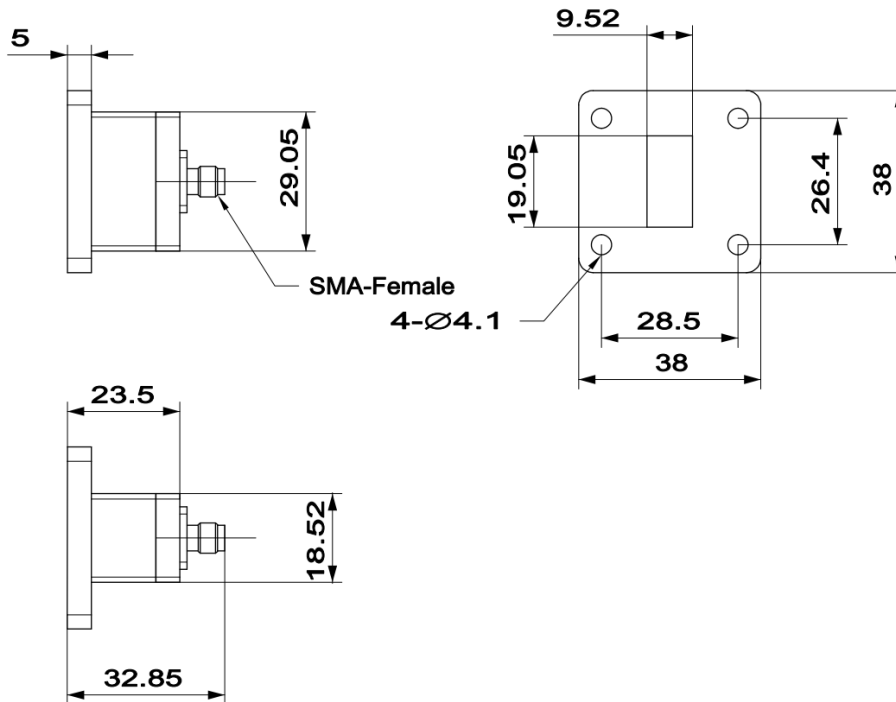
* Paint in grey or black by default, other colors available.

WR75 to SMA Female Waveguide to Coaxial Adapter UBR120 Flange, End Launch

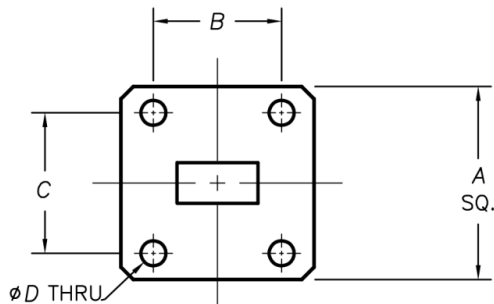


Rev 5

Dimensions(mm)



Flange Comparison (mm)



* The purpose of this comparison is to provide a quick reference of different flange standards. Great care has been given, nevertheless there might be a few mistakes.

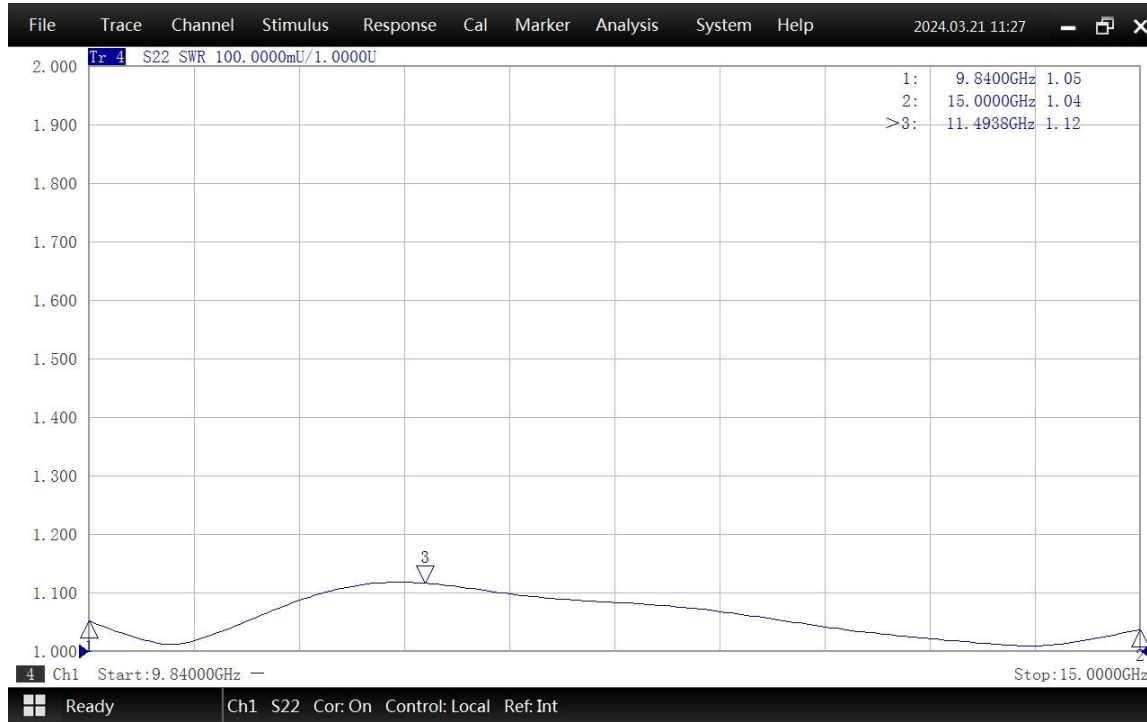
* Please check the flange compatibility before ordering. Customized flanges are available.

| WG SIZE | CONFORMING STANDARD | A | B | C | D |
|---------|---------------------|-------|-------|------|------|
| WR75 | RF ONE:AWR75SMAEL | 38 | 26.4 | 28.5 | 4.1 |
| | IEC60154:UBR120 | 38.10 | 26.42 | 28.5 | 4.00 |
| | USA:MIL3922/70-026 | 38.10 | 26.42 | 28.5 | 3.70 |

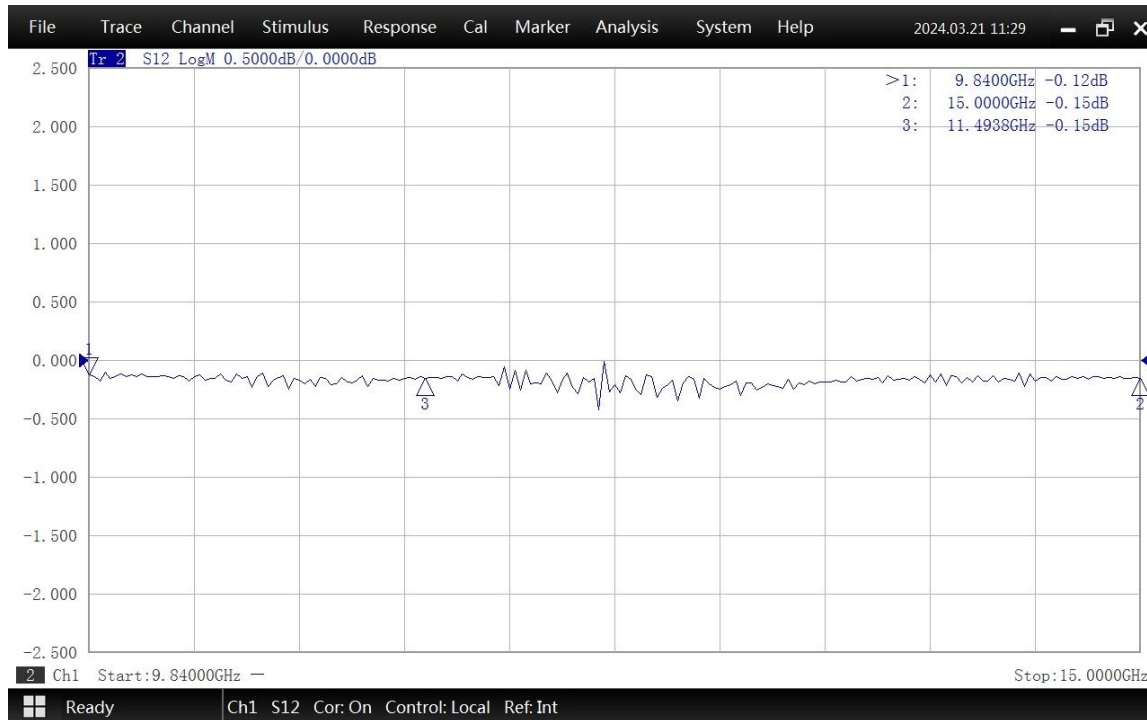
WR75 to SMA Female Waveguide to Coaxial Adapter UBR120 Flange, End Launch



Typical Test Data at 25°C



VSWR



Insertion Loss*

* In Insertion Loss (IL) testing, adapters are measured back-to-back. To obtain the loss of a single adapter, divide the measured value by two.