



**WR187 to SMA Female Waveguide to Coaxial Adapter  
PDR48 Flange, Right Angle**

Rev 1

**Electrical**

Frequency Range	3.94-5.99 GHz
VSWR	1.2 max

**Configuration**

Waveguide Size	IEC	R48
	EIA	WR187
Flange	IEC	PDR48
Coax Connector	SMA Female	
Body Geometry	Right Angle	

**Mechanical & Environmental**

Waveguide Body	Aluminum, conductive oxidation, anti-corrosive paint
Connector Body	Passivated stainless steel
Center Contact	Gold plated beryllium copper
Operating Temperature	-40°C to +85°C
Connector Interface	MIL-STD-348
RoHS	Compliant under exemptions 6 (b) or 6 (c)
Net Weight	Approx 220g

**Note**

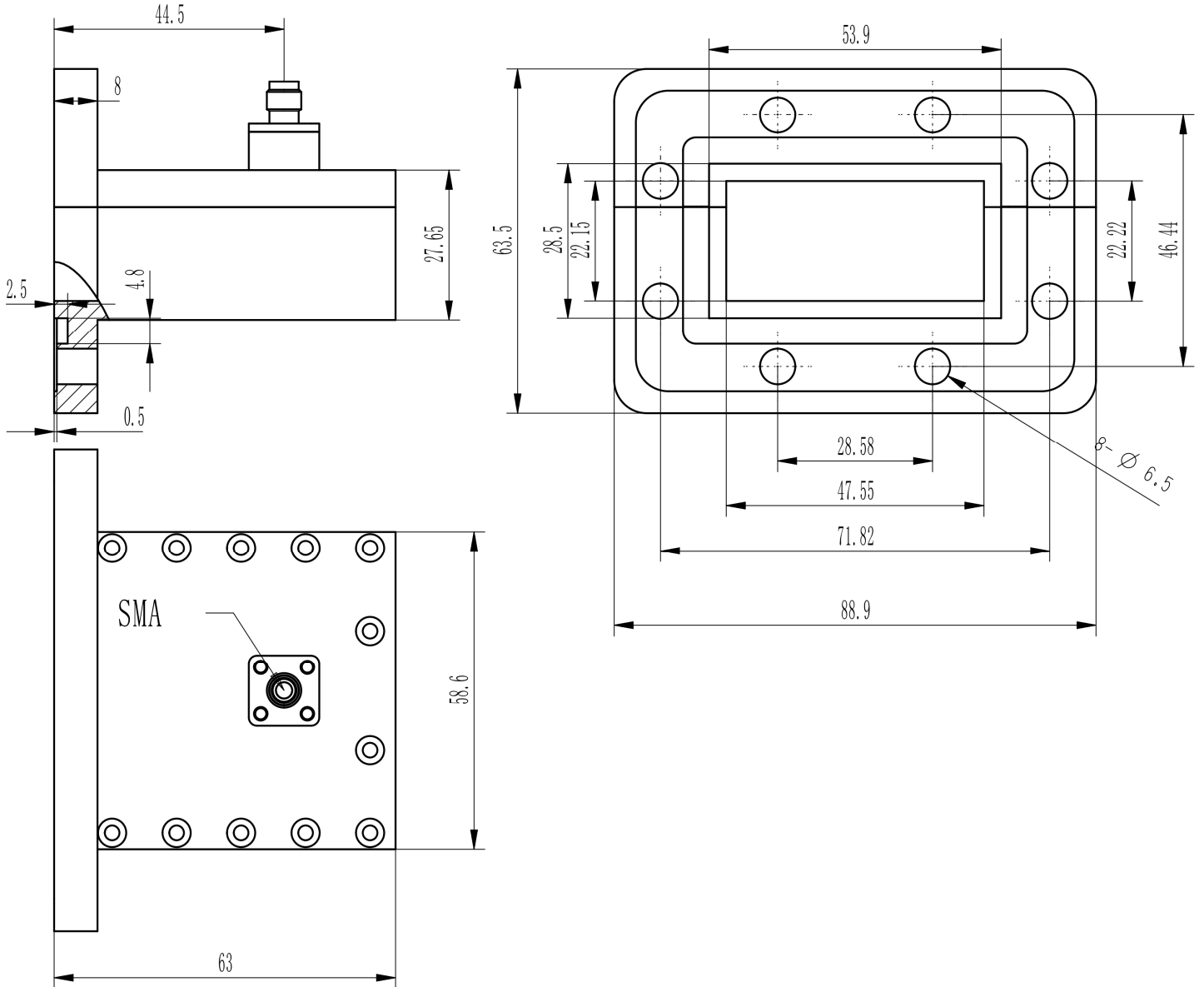
\* Paint in grey or black by default, other colors available.



**WR187 to SMA Female Waveguide to Coaxial Adapter  
PDR48 Flange, Right Angle**

Rev 1

**Dimensions(mm)**

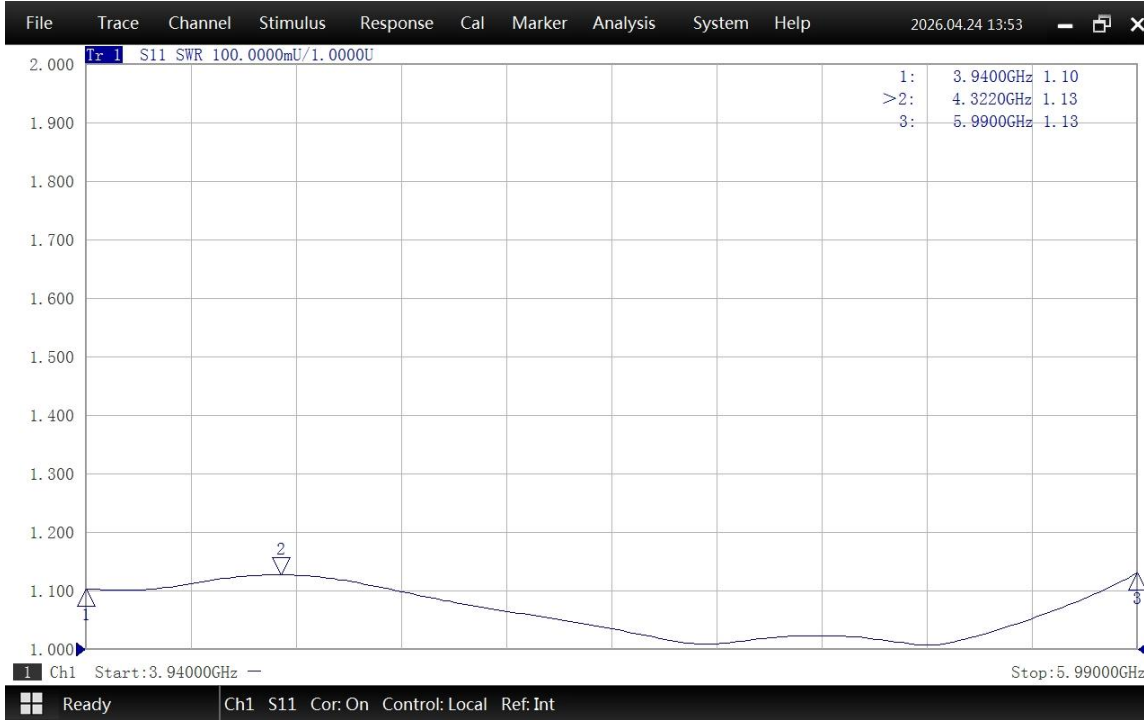




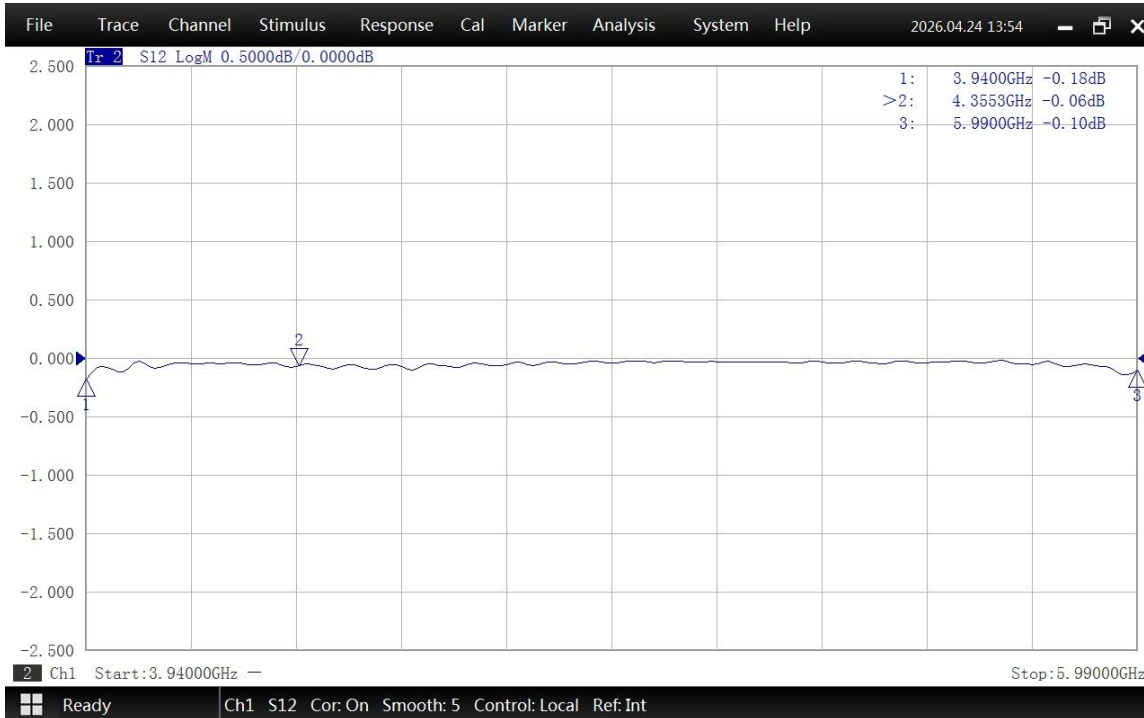
**WR187 to SMA Female Waveguide to Coaxial Adapter  
PDR48 Flange, Right Angle**

Rev 1

**Typical Test Data at 25°C**



VSWR



Insertion Loss\*

\* In Insertion Loss (IL) testing, adapters are measured back-to-back. To obtain the loss of a single adapter, divide the measured value by two.